





↔ EWS Hook up 1-15 ↔

↔ EW Hook up 16-34 ↔




Barn  
C

Barn  
B

Barn  
A

↔ 99-15 dn hook W3 ↔

↔ EW Hook up 35-50 ↔



# B&GH Stall Layout

## Barn C

19	1
20	2
21	3
22	4
23	5
24	6
25	7
26	8
27	9
28	10
29	11
30	12
31	13
32	14
33	15
34	16
35	17
36	18

## Barn B

13	1
14	2
15	3
16	4
17	5
18	6
19	7
20	8
22	9
22	10
23	11
24	12
Wash Pit	

## Barn A

26	1
27	2
28	3
29	4
30	5
31	6
32	7
33	8
34	9
35	10
36	11
37	12
38	13
39	14
40	15
41	16
42	17
43	18
44	19
45	20
46	21
47	22
48	23
49	24
50	25
Wash Pit	

**A1-50 10'x10'**

**B1-24 10'x12'**

**C1-36 10'x12'**

# B&GH Stall Layout

## Barn D

Wash Pit	
21	1
	2
22	3
	4
23	5
	6
24	7
	8
25	9
	10
26	11
	12
27	13
	14
28	15
	16
29	17
	18
30	19
	20
31	X
32	X

## Barn E

1
2
3
4
5
6
7
8
9
10
11
12
13
14
15

D1-20 8'x10'

D21-32 10'x12'

D33-34 8'x10'

## Barn F

Wash Pit	
21	1
22	2
23	3
24	4
25	5
26	6
27	7
28	8
29	9
30	10
31	11
32	12
33	13
34	14
35	15
36	16
37	17
38	18
39	19
40	20

E1-15 10'x12'

F1-40 8.5'x12'